

## Thanks for Purchasing MoodoGo

We hope you enjoy it! To ensure correct operation please read this user manual carefully.

- MoodoGo capsules are sold separately
- Do not adjust MoodoGo while driving

### technical specifications

Dimensions	H82xW75xD75 mm
Weight	128 gr
Input Voltage	5VDC
Current Consumption	24mA

[support@moodo.co](mailto:support@moodo.co)

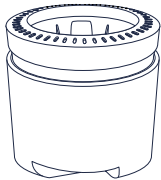
  
moodo.co

moodo  
GO™


## User Manual



## in the box



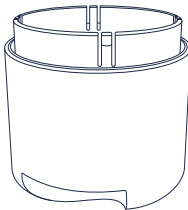
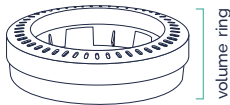
1 MoodoGo Device



1 USB Power Cable

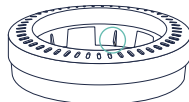

## step 1

Remove volume ring from the device.



## step 2

Insert the scent capsule into the volume ring.



When inserting the scent capsule (as shown above), **do not apply pressure.**

## step 3

Insert the volume ring and capsule into your MoodoGo device.

In order to switch on the device, turn the volume ring clock-wise. An LED will indicate that the device is on.

Increasing the scent intensity is done by turning the volume ring clock-wise.

Decreasing is done by turning it counter clock-wise.